




Dear families,

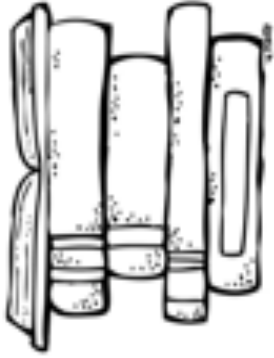
Starting this month, students will receive monthly homework calendars. These calendars will be sent home at the beginning of each month in your child's folder. Please ensure this homework is kept somewhere safe so it can be completed and returned. It will also be posted online on the first grade website. Some activities are written while others are to be done orally or with materials from home. These activities should not take longer than 10-15 minutes to complete. Also included is a reading log for the month. Your child can track how many nights he/she reads at home. Supporting daily reading at home makes a world of difference in your child's academic progress. Below are some questions you can use to help ensure your child is comprehending what they are reading. Thanks for all your help and all you do for your child!



Sincerely,
The First Grade Team at
Spark M. Matsunaga ES



Read Every Day



Sample Reading Questions

- 1. What is the title of the story? Can you think of another title?
- 2. What is the story about?
- 3. Could this story really happen? Why or why not?
- 4. Is this story real or make believe? How do you know?
- 5. Is this story full of facts? If so, tell me two facts that you learned.
- 6. Where is the setting of the story? (Where does the story take place)
- 7. What time of day does the story take place?
- 8. Who are the characters in the story?
- 9. Is there a problem in the story? If so, what is the problem?
- 10. What is the solution to the problem in the story? Can you think of another solution?
- 11. How do you think your solution will change the ending?
- 12. What happens at the beginning, middle, and end of the story?
- 13. Did you like the story? Why or why not?
- 14. Can you think of a different ending for the story?
- 15. What would you do if you were in the story?
- 16. Would you recommend this story to a friend? Why or why not?

Show your work here (if needed).

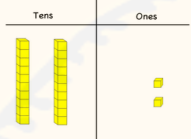
Show your work here (if needed).



<u>Week of</u>	<u>Word Wall Words</u>	<u>Word Family</u>
October 2	get, one, have, his, saw, was	-et
October 9	but, from, got, or, some, with	-ot
October 16	hug, just, really, world, mother, father	-ug
October 23	am, you, no, see, yes	-am
October 30	in, all, big, can't, your	-in

_____ 's October Homework

Choose at least 20 squares to complete. Color the square after you have completed it. Return this chart and the Reading Log by October 30th to get a prize.

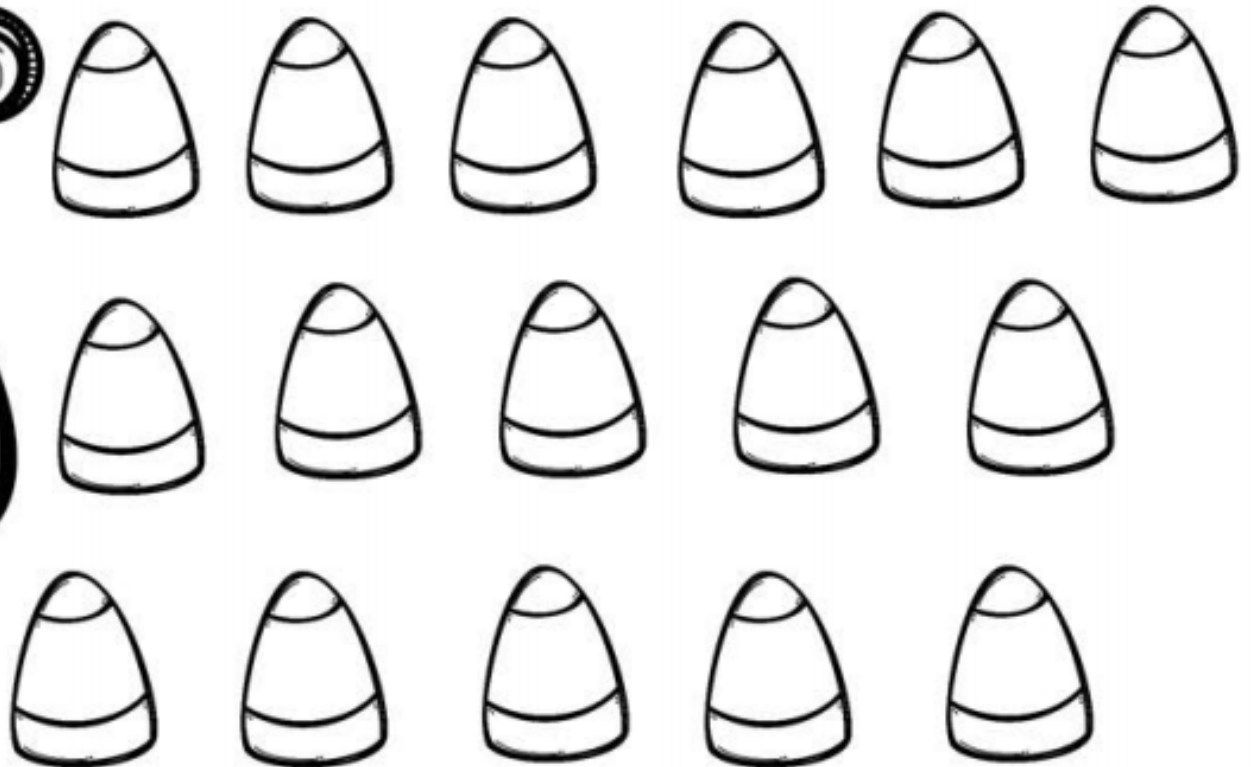

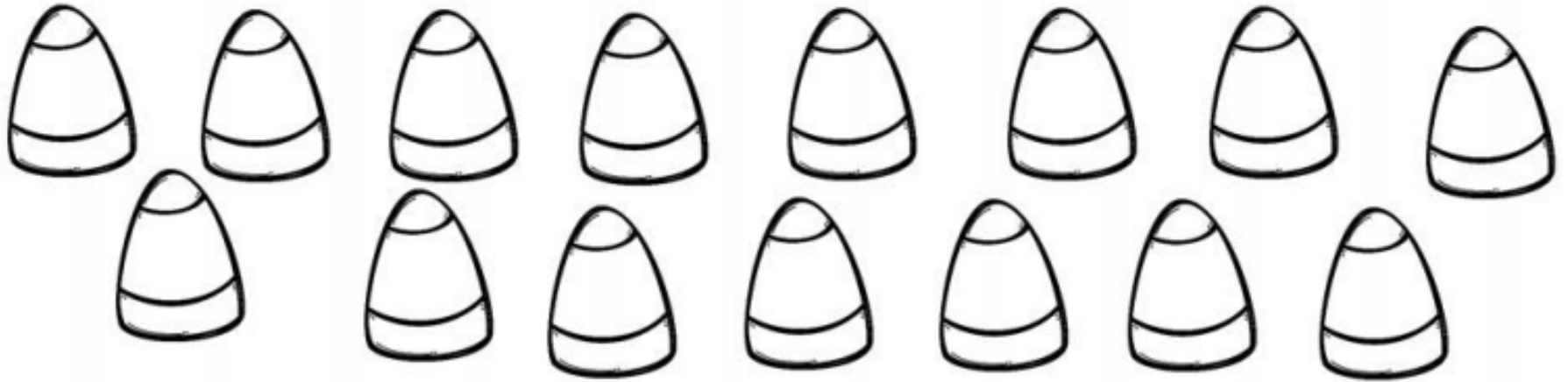
Reading	Math	Writing	Science/ Social Studies	Other
Before reading a story, do a picture walk. Tell someone what you predict will happen in the story. Be sure to tell why you think this will happen.	Count the number of shoes in your home. Tell someone how many groups of ten you could make with those shoes.	Write 3 sentences to tell about first grade.	Tell a family member about what plants & animals need to survive.	Make a list of words that rhyme with one of our word families this month (see back).
After reading a fiction book, draw a picture of the main character. Write 5 words to describe the character.	Draw tens rods and ones cubes to represent the age of each of your family members.  A diagram of base ten blocks. On the left, under the label 'Tens', there are two vertical yellow rods. On the right, under the label 'Ones', there are two small yellow cubes.	Make this boring sentence exciting by adding adjectives (describing words). Write your new exciting sentence. The leaves are falling on the grass by the house.	Draw a picture of an animal using a body part to get food.	Find 10 words that have the short a sound.
In a non-fiction book, find 3 text features. Explain to an adult what each text feature is and how does it help readers understand the text.	Make a list of all the ways you can add to get the number 12. Explain to someone how many number combinations you found.	Write a comic strip that has a beginning, middle, and end.	Make a list of the responsibilities you have at home. Share with your family why we have responsibilities at home, school, and in the community.	Visit the First Grade webpage and answer one of the blog questions. http://mesfirstgraders.weebly.com/firsties-blog
Explain the difference between a fiction and non-fiction book.	Explain to an adult how is an addition or subtraction problem like a riddle?	Write name (first and last) and your address. Make sure each important word starts with a capital letter.	If okay with your family, pull a plant out of the ground to investigate it's parts. Draw a picture and label what you see.	Sign up for the Fun Run which is on October 13th.
After reading a non-fiction book, tell someone a fact you learned from the pictures and a fact you learned from the text.	Using your fingers, explain to an adult how you solve these problems. $8 + 2 = \underline{\quad}$ $6 + \underline{\quad} = 9$ $7 - 3 = \underline{\quad}$ $5 - \underline{\quad} = 1$	Read a non-fiction book. Write a topic sentence and 2 facts to share what you learned from the text.	Tell someone about a leader in your community. Explain what makes them a leader.	Clap out your Word Wall Words for the week three times each.

Parent/Guardian Signature _____

Name _____

October

Color one candy corn each night you read.



Parent/Guardian Signature _____

